

2026 International Student Guideline

Unpad International Essentials:
Shaping Excellence, Inclusion, and Impact



CONTENTS

1

Welcome

7

Indonesia, Bandung, and
Jatinangor

11

Universitas Padjadjaran

15

Getting Started as an
International Student

30

Academic Life At Unpad

36

Non-academic Life at Unpad

41

Student Services and Facilities

54

Living and Accommodation

72

Language

76

Q&A



WELCOME MESSAGES

From Universitas Padjadjaran



Rector

Dear students, welcome to Universitas Padjadjaran!

It is with great pleasure that I extend my warmest welcome to each of you as you begin your academic journey at Universitas Padjadjaran.

As international students, you are not only becoming part of our university but also serving as ambassadors of global learning and cultural exchange. Your presence enriches our academic environment and strengthens the spirit of diversity that we hold dear.

At Universitas Padjadjaran, you are joining a vibrant community of scholars, educators, and peers who are committed to understanding and addressing the complexities of our global society. We are dedicated to providing a supportive environment that fosters intellectual growth, creativity, and innovation.

We are excited to witness the contributions you will make and the milestones you will reach during your time with us.

Once again, welcome-and best wishes for a successful and fulfilling academic journey.

WELCOME MESSAGES

From Universitas Padjadjaran



Vice Rector for Academic and Student Affairs

Welcome to Universitas Padjadjaran!

Congratulations on your acceptance to Universitas Padjadjaran! We are delighted to welcome you to our academic community. Your presence brings valuable diversity in perspectives, cultures, and ideas-qualities we greatly value.

At Unpad, we are dedicated to fostering a supportive and inclusive environment where you can grow both academically and personally. I encourage you to make the most of your university experience: immerse yourself in your studies, get involved in student activities, and form lasting friendships.

Our faculty, staff, and fellow students are here to support and guide you throughout your journey. We hope your time at Unpad will be filled with meaningful experiences, self-discovery, and personal development.

Welcome aboard, and best wishes for your academic journey ahead!

WELCOME MESSAGES

From Universitas Padjadjaran



Director of Academics

It is a great pleasure to welcome you as part of our academic community. Your decision to study at Universitas Padjadjaran marks the beginning of a meaningful journey filled with opportunities for learning, growth, and cross-cultural engagement. As the Director of Academics, I am committed to ensuring that you receive a high-quality academic experience that meets global standards while also offering the richness of Indonesian knowledge and perspectives. Our dedicated lecturers, academic staff, and support systems are here to help you succeed and feel at home. I encourage you to explore your academic interests, challenge yourself, and take full advantage of the resources and networks available at Unpad. We are proud to have you with us and wishing you all the best for your journey in Universitas Padjadjaran!

Head of the International Office

On behalf of the Office of International Affairs, I am delighted to welcome you to Universitas Padjadjaran and to Indonesia. We are proud to have such a diverse group of students who bring global perspectives and enrich our academic and cultural environment. We are here to support your transition and ensure your experience at Unpad is both academically rewarding and personally fulfilling. From orientation to daily support and cultural activities, our team is ready to assist in making the most of your time here. We believe that this journey will be one of growth, learning, and connection. We are excited to have you with us and look forward to supporting you every step of the way.



WELCOME MESSAGES

From Alumni and Current Students



Irfan Ullah - Biotechnology

Studying at Universitas Padjadjaran on the fully funded KNB Scholarship was a transformative experience. The university's vibrant campus, innovative conferences, workshops, well-equipped labs, libraries, and recreational facilities provided an enriching environment for academic and personal growth. I am deeply grateful to my kind and supportive supervisors, Dr. Erli and Prof. Ani, as well as all faculty members for their guidance and encouragement. The International Student Office staff were incredibly helpful, fostering a welcoming atmosphere. Unpad's commitment to excellence and cultural exchange made my journey unforgettable, inspiring future aspirations and lifelong memories.



Fatuma Bwanaheri - International Relations

I would like to express my sincere gratitude to Universitas Padjadjaran and the international office for your unwavering support. The administration and the TIAS program coordinators in the Campus have been very instrumental in ensuring a smooth academic journey. The lecturers have also been exceptionally dedicated in offering guidance, encouragement, and expertise that has been invaluable to my academic and personal growth. Thank you so much, Unpad!



Robert Gehre - Accounting

Studying at Unpad and living in Bandung was one of the best experiences of my life. Since the beginning I felt full support of Unpad. All of the professors and students were very welcoming and made me feel appreciated. The buddy programme of UNPAD is great! My buddy helped me on several occasions including finding a place to live, organizing university related stuff and doing some trips in and around Bandung. All of my fellow students were very kind and included me in discussions, group work or going to lunch together. The professors seemed very professional and provided great knowledge during the lectures.

UNPAD OVERVIEW

16

Faculties

2

Schools

58

Bachelor's Programs

52

Master's Programs

14

Vocational Programs

22


Doctoral Programs





Unpad Student

A mobile application for Unpad students



Help Desk

Integrated Service Unit (Unit Layanan Terpadu)



Career Services

Shape your future with Pusat Pengembangan Karier Unpad (PPKUP)



Mental Health Support

Pusat Penguatan Karakter & Konseling Unpad (P2K2)

Key Places



Unpad Hospital



Dental and Oral Hospital



Klinik Padjadjaran



Fitness Ideal Health and Beauty Center



Gym



Stadion Jati Padjadjaran



Unpad Libraries (Kandaga and one in each faculty)



Religious facilities (Bale Aweuhan and Masjid Nurul Ilmi FMIPA)



Indonesia, Bandung, and Jatinangor

INDONESIA

Welcome to Indonesia! The world's largest archipelago, a vibrant tapestry of cultures, breathtaking landscapes, and warm hospitality. As you settle into your new journey at Universitas Padjadjaran, prepare to immerse yourself in a country where tradition meets modernity, and adventure awaits at every turn.

★ Cultural Diversity

Indonesia is home to over 17,000 islands, 700+ languages, and 300+ ethnic groups, making it one of the most diverse countries in the world.

★ Tropical Climate

Expect warm weather year-round (average 25-30°C) with a rainy season (October-April) and a dry season (May-September).

★ Local Culture

Indonesians are very warm and hospitable. It's common to greet strangers with a smile or bow and even strike up a conversation.

★ Affordable Living

Indonesia is a budget-friendly destination, with meals costing as little as \$1-3 USD and public transportation being highly affordable.



BANDUNG

One of Unpad's main campuses is the Dipatiukur campus, nestled in the lively city of Bandung. Bandung is a student paradise—think cozy cafés, vibrant street art, trendy thrift markets, and a buzzing culinary scene. Beyond its urban buzz, Bandung is a gateway to Indonesia's rich heritage. You can explore the iconic sites such as Gedung Sate and the Museum of Asian-African Conference.

★ Paris of Java

Bandung is known as the "Paris of Java" for its vibrant arts, fashion, and culinary scenes.

★ Experience Nature

Explore nearby attractions like Tangkuban Perahu volcano, Kawah Putih crater lake, and lush tea plantations.

★ Cooler Climate

Located 768 meters above sea level, Bandung has a cooler climate compared to other Indonesian cities, making it a comfortable place to live.

★ Student Friendly


Bandung is a popular destination for students, with many universities, cafes, and coworking spaces making it a lively, academic, and fun town.

JATINANGOR

Most Unpad students live, study, and thrive in Jatinangor-the university's sprawling academic hub. This lively college town is designed for student convenience, with affordable eateries, dormitories, and campus facilities all within reach.

Jatinangor is a smaller town! This means:

- ★ **Affordable Living:** The costs of living are lower compared to Bandung.
- ★ **Good Community:** There are so many small shops, cafes, and hangout spots catering to students





Universitas Padjadjaran



UNIVERSITAS PADJADJARAN

Universitas Padjadjaran is one of Indonesia's leading universities, renowned for its commitment to academic excellence, research innovation, and community engagement. Established in 1957, Unpad has grown into a prestigious institution with a strong reputation both nationally and internationally. It is recognized for its high-quality education, interdisciplinary research, and contributions to sustainable development.

ACCREDITATIONS AND AWARDS

1. Unpad has achieved the highest accreditation status of "Unggul" (Excellent) from the Badan Akreditasi Nasional Perguruan Tinggi (BAN-PT), valid until December 20, 2028.
2. 129 programs hold "Unggul/ Excellent" accreditation from the Indonesian National Accreditation Body for HEIs (BAN-PT), reflecting their exceptional quality.
3. 68 programs hold International Accreditation from international accreditation bodies.
4. Unpad has achieved its best-ever ranking in the QS Asia University Rankings 2025, placing 134th in Asia and 31st in Southeast Asia.

#515

QS World University Rankings

#301-350

By Subject QS WUR Ranking

#515

QS Sustainability Ranking

#31

Asia University Rankings-South Eastern Asia



HISTORY

Founded on September 11, 1957, Unpad was established to meet the growing demand for higher education in West Java. Named after the ancient Sundanese kingdom of Padjadjaran, the university symbolizes a commitment to preserving cultural heritage while advancing modern education and research.



LOCATIONS

Campus Map Universitas Padjadjaran

1. Faculty of Fisheries and Marine Science
2. Faculty of Pharmacy
3. Faculty of Agroindustrial Technology
4. Faculty of Geological Engineering
5. Faculty of Animal Husbandry
6. Faculty of Agriculture
7. Faculty of Mathematics and Natural Sciences
8. Faculty of Psychology
9. Faculty of Nursing
10. Faculty of Medicine
11. Faculty of Dentistry
12. Faculty of Social and Political Sciences
13. Faculty of Cultural Sciences
14. Faculty of Law
15. Faculty of Communication Sciences
16. Faculty of Economics and Business
17. Vocational School
18. Rectorate
19. Bale Santika (Sports Arena)
20. PPBS (Basic Science Service Center)
21. Universitas Padjadjaran Grand Mosque
22. Jati Stadium, Padjadjaran University
23. Padjadjaran University Hospital



For a more detailed map of the campus, you can check out the following link:
<https://www.unpad.ac.id/universitas/rute-dan-peta/denah-kampus-unpad-jatinangor>

- ★ Jatinangor, Sumedang: Unpad Jatinangor
- ★ Dipatiukur, Bandung: Unpad Dipatiukur
- ★ Pasteur, Bandung: Unpad Eyckman
- ★ Parigi, Pangandaran: PSDKU Unpad Pangandaran
- ★ Other Regional Campuses

Although there are multiple campus locations, the primary ones that most students attend class in is the Jatinangor and Dipatiukur Campus-but most especially the Jatinangor campus. The map above is a breakdown of the Jatinangor campus, so you can learn to navigate your new home with ease.



*Getting Started as
an International Student*

THINGS TO DO BEFORE ARRIVAL

Preparing for your study abroad experience at Universitas Padjadjaran involves several important steps to ensure a smooth transition. Here's a checklist of things to do before you arrive:

1. Visa and Immigration

★ Obtain Your Student Visa

Ensure you have your student visa and any required documentation for entry into Indonesia. The most common visa for international students is the **Student Visa (Index E30/E30A/E30B)**. More information can be accessed through here: evisa.imigrasi.go.id

★ Confirm Entry Requirements

Stay updated on any travel restrictions or additional entry requirements related to health and safety.

★ Understanding the KITAS (Stay Permit)

KITAS (Limited Stay Permit) is now integrated into the visa process, meaning you apply for both the entry visa and stay permit at the same time. Your electronic stay permit (e-ITAS) is typically activated automatically and sent to your email the moment you clear immigration at the Indonesian airport.

2. Accommodation

★ Arrange Housing

Secure your accommodation, whether it's on-campus dormitories or off-campus housing. Confirm your move-in dates and any required paperwork.

★ Plan for Arrival

Coordinate your arrival date with your accommodation provider to ensure a smooth check-in process.

3. Travel Arrangements

★ Book Your Flight

Arrange your travel to Indonesia, making sure your arrival aligns with the start of your orientation or academic term.

★ Plan Your Transportation

Organize transportation from the airport to your accommodation. Check if there are any shuttle services provided by the university.

4. Health and Insurance

- ★ **Purchase Health Insurance**
Obtain international health insurance that covers you while studying abroad. Ensure it meets the requirements set by Unpad.
- ★ **Schedule a Health Check**
Complete any required health check-ups or vaccinations before departure. Bring necessary medical records or prescriptions with you.

5. Financial Preparation

- ★ **Set Up Banking**
Research and plan how you will manage your finances while abroad. Consider setting up a bank account or understanding how to use international banking services.
- ★ **Prepare a Budget**
Create a budget for your living expenses, including accommodation, food, transportation, and leisure activities.

6. Academic Preparation

- ★ **Review Your Course Schedule**
Familiarize yourself with the courses you will be taking and any pre-arrival assignments or reading materials.

7. Documentation and Essentials

- ★ **Prepare Important Documents**
Organize essential documents such as your passport, visa, admission letter, health insurance, and any other required paperwork.
- ★ **Pack Wisely**
Pack clothing suitable for the climate, personal items, and any specific items you might need for your studies and daily life.

8. Cultural and Practical Research

- ★ **Learn About Local Customs**
Research Indonesian culture, customs, and etiquette to help you adjust more easily and respect local practices.
- ★ **Understand Local Transportation**
Familiarize yourself with local transportation options and how to get around Jatinangor and Bandung.

9. Communication

- ★ **Set Up Communication**
Consider how you will stay in touch with family and friends while abroad. Research options for international phone plans or SIM cards.

10. Connect with Peers

- ★ **Join Pre-Arrival Groups**
Engage with fellow international students through online forums or social media groups. This can help you build connections before you arrive. Don't forget that Unpad's international office is always available if you need any help.

WHAT WILL HAPPEN UPON ARRIVAL

Upon landing at Soekarno-Hatta International Airport (CGK), please adhere to the following steps:

1. Documents Check

Present your admission documents, which include your e-Visa, Study Permit, Universitas Padjadjaran acceptance letter, and passport, to the immigration officers.

2. Secure your Temporary Stay Permit (ITAS)

Secure your Temporary Stay Permit (ITAS).

3. Dual Citizenship

If you hold dual citizenship, ensure you use the passport referenced on your e-Visa.

4. Border Control

Confirm that the arrival sticker on your passport is accurate before proceeding.

5. IMEI Registration

Register your device's IMEI to guarantee that your phone, tablet, or other communication devices can connect to local SIM cards and access the internet in Indonesia.

IMEI REGISTRATION PROCEDURE AT THE AIRPORT

IMEI stands for **International Mobile Equipment Identity** or the unique number of your mobile device. Every officially produced phone has it. The Indonesian government has decided to impose such measures on phones coming from abroad to Indonesia from October 2020 to battle the illegal phone trade in Indonesia. The Government created this online system where all phones must be registered to be discoverable by local mobile operators. All phones from outside the country must be registered with the Indonesian Customs. If you wish your device to operate in Indonesia, you should register it unless you plan to buy a new phone from Indonesia. The IMEI registration form can be submitted to customs officials at the International Arrival Terminal upon arrival in Indonesia.

There is no fee for registering IMEI, but there is a duty on importation in the form of import duties and value-added tax that must be paid if your device costs more than \$500 USD.

Here are the steps to follow to register your IMEI:

- ★ IMEI registration is done by filling out and submitting an electronic registration form to the Directorate General of Customs and Excise through the website www.beacukai.go.id or through the **Mobile Beacukai application** (which can be downloaded from the play store).
- ★ If a Customs Office has implemented ECD (Electronic Customs Declaration), IMEI registration can be done simultaneously when filling out ECD.
- ★ Then, the electronic form filled out in the form of a QR Code must be submitted to Customs officials upon arrival in Indonesia, accompanied by a passport, boarding pass, invoice (if available), and other supporting identity documents.
- ★ If a passenger has not filled out the IMEI registration form, they can register their IMEI by informing Customs officials at the arrival terminal to record/scan the IMEI and passport. In cases where the electronic device value is under USD 500, the registration process is complete. In cases where the value is over USD 500, further calculation will be conducted. Note that the calculation is different when you do have NPWP (Nomor Pokok Wajib Pajak or Indonesian Tax Identification Number)
- ★ Please note that registering the IMEI is free of charge (for devices under 500 USD) only if it is done at the airport. However, if passengers miss that, they will need to do it in another customs office, but there will be no waivers or discounts.



TO FIND OUT HOW MUCH YOU MAY NEED TO PAY WHEN REGISTERING IMEI..

We have prepared a simple mathematical model to help you when registering your IMEI at the airport. This way you can prepare the funds beforehand. We will first explain the process of how the mathematical model came to be, the result, and how to use it.

The following are important variables:

Bahasa Indonesia	English
NB: Nilai Barang (the cost of your device)	NB: Value of Goods
NK: Nilai Kepabeanan	NK: Customs Value
BM: Bea masuk	BM: Import Duty
NI: Nilai Impor	NI: Import Value
PPN: Pajak Pertambahan Nilai	PPN: Value Added Tax (VAT)
PPH _Y : Pajak Penghasilan dengan NPWP	PPH _Y : Income Tax with NPWP
PPH _N : Pajak Penghasilan tanpa NPWP	PPH _N : Income Tax without NPWP

IMEI Calculation

Since you will only be charged if the value of your goods is more than **\$500 USD**, the customs value (NK) is as follows.

$$NK = NB - \$500 \text{ USD}$$

According to the Indonesia's Ministry of Finance in 2023,

$$BM = (0.1)NK \quad (1)$$

$$NI = NK + BM = NK + (0.1)NK = (1.1)NK \quad (2)$$

$$PPN = (0.1)NI = (0.1)((1.1)NK) = (0.11)NK \quad (3)$$

$$PPH_Y = (0.1)NI = (0.1)((1.1)NK) = (0.11)NK \quad (4)$$

$$PPH_N = (0.2)NI = (0.2)((1.1)NK) = (0.22)NK \quad (5)$$

IMEI Calculation - If You Have NPWP

Therefore, if you have NPWP (Nomor Pokok Wajib Pajak or Indonesian Tax Identification Number), the total tax paid for your device is

$$\begin{aligned} Total_y &= BM + PPN + PPh_y \\ &= (0.1)NK + (0.11)NK + (0.1)NK \\ &= NK(0.1 + 0.11 + 0.11) \\ &= NK(0.32) \end{aligned}$$

IMEI Calculation - If You Don't Have NPWP

If you don't have NPWP (Nomor Pokok Wajib Pajak or Indonesian Tax Identification Number), the total tax paid for your device is

$$\begin{aligned} Total_N &= BM + PPN + PPh_N \\ &= (0.1)NK + (0.11)NK + (0.22)NK \\ &= NK(0.1 + 0.11 + 0.22) \\ &= NK(0.43) \end{aligned}$$

Here's how to use the mathematical model

★ If you have NPWP

1. Calculate the price of your device
2. Subtract the price by \$500 USD
3. The result is NK
4. The model states that $Total_y = NK(0.32)$
5. So multiply by 0.32 (or 32%)
6. Your final total is how much tax you need to pay for your device at the airport

★ If you don't have NPWP

1. Calculate the price of your device
2. Subtract the price by \$500 USD
3. The result is NK
4. The model states that $Total_N = NK(0.43)$
5. So multiply by 0.43 (or 43%)
6. Your final total is how much tax you need to pay for your device at the airport

**Note that your taxes will need to be paid in Indonesian Rupiah (IDR)*

DO ALL DEVICES NEED TO GO THROUGH IMEI REGISTRATION?

Devices that use cellular networks, and in particular will connect to Indonesian mobile networks, are required to go through IMEI Registration. Devices that use Wi-fi only (such as laptops and some tablets) do not need IMEI Registration.

In the case that you have more than one device that uses cellular network, it is completely your choice to only put one device through IMEI Registration or more than one device through IMEI Registration. It should simply be noted that you need to put a minimum of one device through IMEI Registration and that other devices that have not been registered will not be able to connect to Indonesian mobile networks





THINGS TO DO AFTER ARRIVAL

1.

ITAS (Obtained immediately upon arrival)

2.

Come to Universitas Padjadjaran's Office of International Affairs

3.

Obtain letter from RT and RW (neighborhood offices)

4.

Obtain a domicile letter from the Local District Office (Kantor Kelurahan)

5.

Apply for a Police Report Letter (or STM) at a police station

After you have arrived in Indonesia, the following are required to be processed (applicable for students with a study duration of more than 2 months):

1. Police Report Letter (or STM)

Upon arrival in Indonesia, you must immediately get the Indonesian Police Report Letter (STM), which is a police report acknowledging your residence from the POA (Pengawasan Orang Asing – Foreigners' Surveillance). It can be processed at the nearest police office from your residence. Here are the requirements:

- Letter of Recommendation (to be provided or prepared by IRO Unpad);
- Printed Copy of Passport (ID page);
- Printed Copy of VITAS;
- Printed Copy of Arrival Stamp (passport page);
- Printed Copy of Indonesian ID Card of residence host;
- Information about residence host's address;
- Letter of Domicile from the Local District Office (Kantor Kelurahan) – Note: To obtain this letter, you need a letter from the RT and RW (neighborhood offices);

2. Temporary Residential Card (or SKTT)

After you get the ITAS and Limited Stay Visa (MERP), you will have to arrange a Temporary Residential Card or Surat Keterangan Tempat Tinggal (SKTT) at the Kantor Dinas Kependudukan dan Catatan Sipil (Disdukcapil – Population and Civil Registration Agency). The following are the documents to prepare:

- FORMULIR_F-1.01_BIODATA_KELUARGA
- Printed Copy of Passport (ID Page and Stay Permit Stamped Page);
- Printed Copy of ITAS;
- Formal photo size 3×4 (2 pieces).

Note:

- *Anytime you move in to a new place, you must report the new address to the Police Office (for STM), the Immigration Office and Disdukcapil;*
- *Multiple Exit Re-Entry Permit (MERP) is a written permission for foreigners to legally exit and re-enter the territory of the Republic of Indonesia issued by Immigration Office.*

3. Change of Address (only if applicable)

Students who move to a new residence must report their new address to the nearest police station and Immigration Office – preceded by a report to the RT and RW (neighborhood officers) and Kantor Kelurahan (Local District Officer). The following are the documents to prepare:

- Letter of Recommendation*;
- Printed Copy of Indonesian ID Card of Sponsor*;
- Letter from Local District Office (Kantor Kelurahan) – Note: To obtain this letter, you need a letter from the RT and RW (neighborhood officers);
- Application Form No. 27 (provided by Immigration Office);
- Printed Copy of Passport;
- Printed Copy of and ITAS;
- Original Passport (to be provided/prepared by OIA Unpad)

4. New Passport Registration (only if applicable)

New passport should be registered at the Immigration Office in Bandung (Kantor Imigrasi Bandung) or in the city where you reside. The following are the documents to prepare:

- Letter of Recommendation from Bureau of Partnerships Unpad*;
- Printed Copy of Indonesian ID Card of Sponsor*;
- Application Form No. 27 (provided by the Immigration Office);
- Printed Copy of Expired Passport;
- Printed Copy of New Passport;
- Printed Copy of ITAS;
- Expired Original Passport;
- New Original Passport;
- ITAS (to be provided/prepared by IRO Unpad)

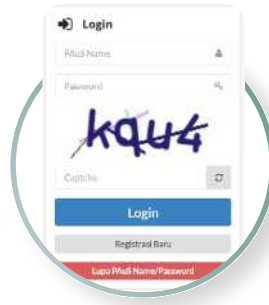
OFFICIALIZING YOUR STUDENT STATUS

To officially confirm your status as a Unpad student, you need three important items:



Student Card (KTM)

Your official student ID required for campus facilities such as the library, student center, and more.



PAuS ID

PAuS ID (Padjadjaran Authentication System) is a digital authentication system for Unpad students, faculty, and staff. It provides access to various university services, including internet access, email, and academic resources. International students must register for a PAuS ID to access these services.



Student Email

Essential for accessing Unpad's digital resources such as course materials, LiVE Unpad classes, and other academic services. Your professors will also contact you via your student email.

1. Student Card (KTM)

Please note: The physical KTM issued by the Bank will be printed in stages. The distribution procedure for physical KTM will be announced later. You can also print a physical copy of your own by going to a print store. That is completely within your right.

★ Step 1: Complete Your Biodata & Upload Documents

1. Visit students.unpad.ac.id/peserta/
2. Ensure all required documents are uploaded.

★ Step 2: Pay Tuition Fees

1. Make the payment through one of Universitas Padjadjaran's official bank partners.
2. After payment, you'll receive your Student Identification Number (NPM).

★ Step 3: Log In & Upload Your Photo

1. Go back to students.unpad.ac.id/peserta/
2. Username Your 10-digit participant number (eg, 9820100xxx)
3. Password: Your birthdate in dd/mm/yyyy format (default: 08/17/1945)
4. Navigate to "Upload Registration Document"
5. Upload a color photo (JPG format, <1MB)
6. Click "Finish" to confirm.

★ Step 4: Download Your Digital KTM

1. Go to "Registration Proof"
2. Click "Download Digital Student Card"
3. If the KTM doesn't load immediately, wait 30 seconds or log out and log back in.
4. For a digital file (soft copy), simply take a screenshot of your KTM and save it in.JPG format

★ Step 5: Register for PAUS ID (Single Sign-On for all Universitas Padjadjaran Services)

★ Step 1: Access the PAuS ID Website

1. Go to the PAuS ID registration page: paus.unpad.ac.id.
2. When accessing the website, you can simply use google translate to translate Bahasa Indonesia to English. This will make the process easier.
3. Click the "Registrasi" (Register) button.

2. PAUSID

PAUS ID (Padjadjaran Authentication System) is a digital authentication system for Unpad students, faculty, and staff. It provides access to various university services, including internet access, email, and academic resources. International students must register for a PAUS ID to access these services.

2. PAUSID

Before starting the registration process, make sure you have the following:

- **NPM (Nomor Pokok Mahasiswa):** Your student identification number.
- **Date of Birth:** In the format DD-MM-YYYY.
- **Active Indonesian Phone Number:** For verification via SMS.
- **Active Email Address:** For verification via email.
- **Identity Document:** Passport
- **KTM (Kartu Tanda Mahasiswa/ Student ID Card)** or other proof of academic status.

★ Step 2: Select Student Registration

1. Choose the “Registrasi untuk Mahasiswa” (Student Registration) option.
2. Enter your NPM and Date of Birth in the provided fields.
3. Click “Lanjut” (Continue) to proceed.

★ Step 3: Fill in the Registration Form

1. Complete the form with your:
 - a. Full Name
 - b. Gender
 - c. Faculty (select your faculty from the dropdown menu).
2. Create a password (minimum 8 characters, including letters and numbers).
3. Confirm your password and enter the CAPTCHA code.
4. Click “Daftar” (Register) to submit the form.

★ Step 4: Save Your PAuS Name

1. After registration, you will receive a PAuS Name (username).
2. Click “Unduh” (Download) to save your PAuS Name in PDF format for future reference.

★ Step 5: Log in to PAuS ID

1. Return to paus.unpad.ac.id.
2. Enter your PAuS Name, password, and CAPTCHA code.
3. Click “Sign In”.

★ Step 6: Authorize Access

After logging in, click “Izinkan” (Allow) to authorize access to Unpad’s internet and utility services.

★ Step 7: Validate Your Account

You must validate your PAuS ID within 7 days of registration. Follow these steps:

1. Verify Phone Number:
 - a. Go to the “Validasi” (Validation) menu.
 - b. Enter your active phone number and click “Kirim Kode Konfirmasi” (Send Confirmation Code).
 - c. Enter the confirmation code received via SMS on the verification page

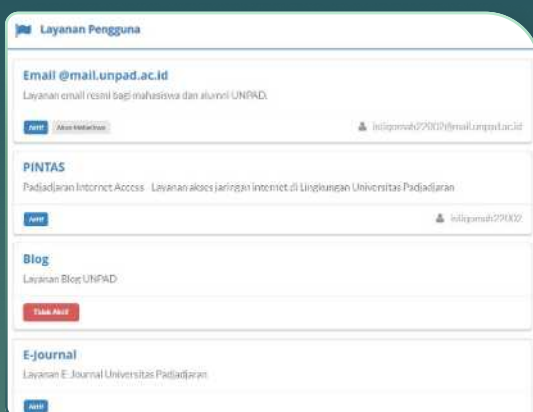
2. Verify Email Address:
 - a. Go to the “Validasi” (Validation) menu.
 - b. Enter your active email address and click “Kirim Kode Konfirmasi” (Send Confirmation Code).
 - c. Enter the confirmation code received via email on the verification page
3. Upload Identity Documents:
 - a. Go to the “Validasi” (Validation) menu.
 - b. Upload a scanned copy of your KTP/Passport or domicile letter (for identity verification).
 - c. Upload a scanned copy of your KTM or other academic document (for academic verification).
4. Wait for verification by the PAuS ID operator (up to 7 days).

★ Step 8: Activate Additional Features

After verification, activate the following features from your PAuS ID dashboard:

- PINTAS: For internet access on campus.
- Email: To create your Unpad email account (e.g., username@unpad.ac.id).

3. Student E-mail



★ Step 1: Register for PAuS ID (Single Sign-On for all Universitas Padjadjaran Services)

★ Step 2: Validate & Activate Your Email

1. Revisit **paus.unpad.ac.id** to confirm your registration,
2. Activate your Unpad email through the same portal.

★ Step 3: Access Student Portal

1. After registering for paus.id and activating their Unpad email, students will get a username
2. Log in to **students.unpad.ac.id** using your PAUS credentials.
3. Here, you can:
 - Check your Study Plan Card (KRS)
 - View your lecture schedule Academic Life at Unpad



*Academic Life
At Unpad*

GRADUATION REQUIREMENTS

To graduate from Universitas Padjadjaran (Unpad), students must fulfill specific academic and administrative requirements. Below are the general graduation requirements for Bachelor's, Master's, and PhD degrees. Please note that specific faculties or programs may have additional requirements, so always check with your academic advisor or faculty office.

Bachelor's Program Graduation Requirements:

1. Demonstrate English language proficiency, as evidenced by a minimum TOEFL score of 450
2. Successfully complete all required courses and credits
3. Grades of D must not exceed 20% of the total credits (SKS) taken;
4. Achieve the learning outcomes targeted by the undergraduate study program;
5. Attain a Cumulative Grade Point Average (CGPA) of 2.75 or higher on a 4.00 scale;
6. Possess at least one training certificate and participation in one student activity; and
7. Produce a final project or equivalent scholarly work that meets the Indonesian National Qualifications Framework (KKNI) Level 6.

Master's Program Graduation Requirements:

1. Completed the minimum required credits (SKS) with a minimum Cumulative Grade Point Average (CGPA) of 3.00 (three point zero zero) on a 4.00 scale;
2. Has completed all stages of the Research Proposal Seminar (SUR), Thesis Examination (SKR), and Final Academic Assessment (SAM), and has been declared passed;
3. Possesses at least one training certificate relevant to and supporting the Program Learning Outcomes (Capaian Pembelajaran Program Studi / CP Prodi);
4. The Thesis Manuscript has been approved by the Supervisory Committee;
5. Has submitted an official Letter of Completion as proof of fulfilling the final project requirement.

Doctoral Program Graduation Requirements:

1. Has fulfilled all Doctoral Program Qualification Competencies with a minimum Cumulative Grade Point Average (CGPA) of 3.00 (three point zero zero) as stipulated in this Regulation;
2. The Dissertation Manuscript, whether in the form of a monograph or a compilation of scientific articles, has been approved by the Supervisory Committee;
3. Has completed all stages of the final examination process as stipulated in Article 14 and has been declared passed; and
4. Specifically for doctoral students whose final project is in the form of a compilation of scientific articles, has submitted an official Certificate of Published Scientific Articles, written during the course of the Doctoral Program

Graduation judiciary is based on the final GPA, as follows:

- "satisfactory" (GPA 3.00-3.50);
- "very satisfactory" (GPA 3.51-3.75), and
- "cum laude" or with honor (GPA 3.76-4.00—may vary depending on the program, with additional requirements).



ACADEMIC REGISTRATION FOR EACH SEMESTER

- ★ New students must register (registration) and re-register (re-registration) every semester.
- ★ At the beginning of each semester, students must complete the Study Plan Card (KRS) that must be approved by the faculty.
- ★ Students will not receive academic services if they fail to complete registration/re-registration and do not fill out the KRS for the current semester.
- ★ Students are permitted to make changes to their Study Plan Card/KRS within the designated timeframe.
- ★ If a student fails to complete re-registration for 2 (two) consecutive semesters, the said student will no longer be registered as a Universitas Padjadjaran student.
- ★ Temporary study suspension (academic leave) requires permission from the Rector of Universitas Padjadjaran based on the Dean of the Faculty/Graduate School's recommendation. Academic leave is only permitted for 1 (one) semester, and the leave period is not counted toward the total study duration.
- ★ Scholarship recipients are not permitted to take academic leave, except for medical reasons supported by a specialist doctor's certificate.
- ★ Students are not permitted to take academic leave during the first 2 (two) semesters and the last 2 (two) semesters.

Additional requirements for the title of graduation "cum laude" are:

- the time of graduation, taking into account the scheduled study period plus one semester or a maximum of five semesters;
- has had at least one scientific article with accepted status in an accredited national journal of at least SINTA 2 or a reputable international journal;
- no courses with a C grade
- has not repeated studies in the same study programme at Unpad (This requirement can vary depending on the faculty)

**It must be noted that the requirements may vary depending on the faculty or study program.*



THESIS SUBMISSION PROCEDURES

In Indonesia, and specifically at Universitas Padjadjaran (Unpad), a thesis or final academic project is a mandatory requirement for the completion of all degree level (Bachelor (S1), Master (S2), and Doctoral (S3) programs). This differs from some international universities where a thesis may not be required, particularly at the undergraduate level.

This chapter outlines the general procedure for thesis submission at Unpad, ensuring compliance with university regulations and academic standards. While the core process is consistent, specific requirements may vary depending on the study program or faculty.

Students are advised to consult their respective departments or faculty offices for any program-specific guidelines. By following the outlined steps and verifying details with relevant academic units, candidates can ensure a smooth and successful thesis submission process.

General Procedure

To ensure a smooth and efficient submission process, we have outlined the necessary procedures for the graduate thesis submission process:

- ★ The Student proposes a research topic and a prospective advisor by filling out a form at student.unpad.ac.id.
- ★ The Head of the Study Program verifies the proposed research topic and prospective advisor.
- ★ The Head of the Study Program approves the proposed research topic and prospective advisor.
- ★ The Head of the Study Program proposes that the Dean verify and decide the advisor.
- ★ The Dean decides the advisor through a decree.
- ★ The Student drafts the research proposal.
- ★ The Student presents the research proposal in a seminar.
- ★ The Student conducts the research.
- ★ The Student presents the research results in the thesis examination.
- ★ The announcement of the thesis examination result (yudisium).

The details of the thesis submission process might be different in each study program. Please check each study program's academic guidelines.



Non-Academic Life At Unpad

EXTRACURRICULAR ACTIVITIES & STUDENT ORGANIZATIONS

Unpad offers a wide range of extracurricular activities. There are more than 50 extracurricular activities for students to do. On top of that, students are encouraged to join the university's student body, known as BEM Kema UNPAD, which is open to all. Additionally, each faculty has its own student body, welcoming participation from everyone. For more information about each extra curricular activity, you can go to the following website:

prabuunpad.ac.id/infografis/ukm-&-bso

Academic

1. International Association of Students in Agricultural and Related Sciences (IAAS) Local Committee Universitas Padjadjaran
2. English Speaking Union (ESU) Unpad – English language and debate club
3. AIESEC in Unpad – International youth leadership platform
4. Lembaga Pengkajian dan Pengabdian Masyarakat Demokratis (LPPD) Unpad – Club for Democratic Community Study and Service



Arts & Culture



1. Paduan Suara Mahasiswa Universitas Padjadjaran (PSM Unpad) – Unpad Student Choir
2. Gelanggang Seni Sastra, Teater, dan Film (GESIT Unpad) – Literature, Theater, and Film Arts Arena
3. Lingkung Seni Sunda (LISES Unpad) – Sundanese Traditional Arts Group
4. Orkestra Universitas Padjadjaran – Unpad Orchestra
5. Sadaluhung Padjadjaran Drum Corps – Unpad Marching Band
6. Unit Fotografi Unpad – Photography Club
7. Unit Pencinta Budaya Minangkabau (UPBM Unpad) – Minangkabau Cultural Enthusiasts

Martial Arts & Combat Sports

1. Unit Tarung Derajat Unpad – Indonesian Full-Contact Martial Arts
2. Merpati Putih Unpad – Indonesian White Dove Silat (Traditional Martial Arts)
3. Perisai Diri Unpad – Indonesian Self-Defense Martial Arts
4. Shorinji Kempo Unpad – Japanese Martial Arts Club
5. Unit Taekwondo Unpad – Taekwondo Club
6. Unit Karate Unpad – Karate Club



Sports & Athletics

1. Unit Bola Basket Unpad – Basketball Club
2. Unit Hoki Unpad – Field Hockey Club
3. Unit Bulutangkis Unpad – Badminton Club
4. Unit Tennis Meja Unpad – Table Tennis Club
5. Unit Bola Voli Unpad – Volleyball Club
6. Unit Sepak Bola Unpad – Football (Soccer) Club
7. Unit Baseball Softball Unpad – Baseball/Softball Club
8. Unit Renang Unpad – Swimming Club
9. Unpad Archery – Archery Club
10. Unit Flag Football Unpad – American Flag Football Club
11. Unit Catur Unpad – Chess Club
12. Unit Bridge Unpad – Bridge Card Game Club
13. Palawa Unpad – Traditional Indonesian Boat Rowing Club

Volunteering & Community Service

1. Korps Sukarela Palang Merah Indonesia (KSR PMI Unpad) – Indonesian Red Cross Volunteer Corps
2. Unit Search and Rescue (SAR Unpad) – Student Rescue Team
3. UKM Pramuka Padjadjaran – Scout Movement
4. Resimen Mahasiswa Batalyon II Unpad – Student Regiment (Military Training)
5. Korps Protokoler Mahasiswa (KPM Unpad) – Student Protocol Corps



Media & Publications

1. WARTA KEMA Unpad - Student Executive Board News Agency
2. Radio Mahasiswa Unpad (Radio MU) - Student-run campus radio
3. Radio Unpad - Official university radio station

Professional Development

1. Islamic Studies of Economics Group
2. Student Energy at Universitas Padjadjaran - sustainable energy and environmental advocacy club
3. Koperasi Mahasiswa Universitas Padjadjaran (KOPMA Unpad) - Student-cooperative promoting entrepreneurship and financial literacy

Alumni & Networking

1. IKA Unpad (Unpad Alumni Association), PAKARSEM Unpad (Alumni association of Unpad graduates from Salemba Four, Jakarta), and many more.

Social Advocacy

1. Girl Up Unpad – Global movement empowering young women and girls (affiliated with UN Foundation).
2. Kulawargi Mahasiswa Bidikmisi, KIPK, dan Afirmasi (KBMKA Unpad) – Support network for scholarship recipients (Bidikmisi/KIPK) and affirmative action students.

EVENTS AND HIGHLIGHTS

★ Padjajaran English Competition

Padjajaran English Competition is an annual event that invites participants to express their views and beliefs honestly and without fear of being judged through five competitions: speech, essay, storytelling, poetry reading, and short story writing.

★ Epicentrum

Epicentrum is the largest annual international-scale communication festival in Indonesia, organized by the Faculty of Communication Science at Universitas Padjadjaran. It comprises of 7 competitions that focus on solving national to global problems.



STUDENT CENTER

Student Services and Facilities

LIBRARIES, LABORATORIES, AND STUDY SPACES

Perpustakaan Universitas Padjadjaran (Graha Kandaga)

Universitas Padjadjaran Library (Graha Kandaga) is a library unit that acts as a learning center with several diverse facilities in it such as prayer rooms and coffee shops. The collection owned by this library is general in nature representing sixteen faculties and Postgraduate Schools within Padjadjaran University, but the center of knowledge is in each Faculty Library and Study Program. You will find the Graha Kandaga building after climbing Tanjakan Cinta and the entrance to Graha Kandaga is across from the Faculty of Nursing (Fakultas Keperawatan).



Laboratorium Central

The Central Laboratory has a vision to become an internationally certified superior laboratory that is able to organize and or facilitate Herbal Sciences research to produce superior scientific products that can be used by the community by involving researchers from several Faculties at Padjadjaran University with an orientation towards products that can be fully applied by the community. You can find the Central Laboratory building after you pass Graha Kandaga with the location of the Central Laboratory near FMIPA (Faculty of Mathematics and Natural Sciences).





Student Center

This Student Center building is an open space. All Unpad students can use this building to gather, conduct discussions, develop organizational creativity, and podcast facilities that can be used to disseminate ideas and ideas. This building is also open for student advisors to conduct discussions with students. The building consists of several rooms, namely: casual discussion rooms, meeting rooms, two small and large podcast studios, and a room with computer equipment. The location of the Student Center is opposite the Red Square, adjacent to the location of the Central Laboratory, and opposite the Chemistry Department of FMIPA.



Library from each Faculty

Each faculty at Unpad boasts its own well-equipped library, providing a wealth of resources tailored to its field of study. Whether you're looking for textbooks, research materials, or a quiet place to study, just ask, and you'll have access to everything you need.

HEALTH AND WELL-BEING

Unpad Hospital

Health Services at Unpad Hospital:

1. Poly with specialist doctors
2. Poly with complete facilities
3. Emergency Department (IGD)
4. Intensive Care Unit (ICU, HCU, PICU, NICU)
5. Inpatient Installation
6. Pharmacy Installation
7. Radiology Installation (MRI, X-Ray)
8. Laboratory Installation (Clinical Pathology Lab, Anatomical Pathology Lab, Clinical Parasitology Lab, Clinical Microbiology Lab)

Unpad Hospital Contact Information

Mobile Number : [0823-1046-9827](tel:0823-1046-9827)
Email : rs@unpad.ac.id
Registration : registration.rs.unpad.ac.id

Dental and Oral Hospital

The Dental and Oral Hospital (RSGM) of the Faculty of Dentistry (FKG) at Universitas Padjadjaran was established in 2003. RSGM FKG Unpad provides both general and specialized dental services to the community. The hospital is equipped with 240 Dental Units, 8 inpatient beds, and offers services across 19 different departments.

Dental & Oral Hospital Contact Information

Jl. Sekeloa Selatan I, Bandung 40132
Phone Number : (022) 022 2533044
Email : rsgm.fkg@unpad.ac.id

Klinik Kesehatan Universitas Padjadjaran

Padjadjaran University Health Clinic is a Business Unit engaged in health services which includes Primary Clinics, Clinical Laboratories, Pharmacies and Unpad Gym under the auspices of Padjadjaran University.

Padjadjaran University Health Clinic is currently located in two service locations, namely on Jl. Singaperbangsa No. 2 Bandung and in the Unpad Campus Jl. Ir. Soekarno Km 21 - Jatinangor - Sumedang.

Padjadjaran University Health Clinic provides health services every day which include:

★ **Preventive and Promotive Services**

Among them include services: Medical Check Up, Health Counseling, Psychological Counseling, Vaccination, Circumcision, Gymnastics and Unpad Gym.

★ **Curative Services**

Among them include services: General Poly, Dental & Oral Poly, MCH, Clinical Laboratory, Pharmacy, Medical Team Service, Ambulance.

★ **Rehabilitative Services**

Among them include: Physiotherapy

Padjadjaran University Health Clinic currently serves patients for both the Padjadjaran University academic community, BPJS Health Participants, and the general public.

Padjadjaran University Health Clinic has collaborated with BPJS Health and other Insurance as the First Level FASKES (Health Facility) this is our commitment in providing the best health services for the Padjadjaran University academic community and the general public.




Unpad Gym

The Unpad Gym is one of the flagship programs offered by the Health Clinic of Universitas Padjadjaran. The gym provides a variety of class programs, including Muay Thai, Boxing, Zumba, and TRX (Suspension Training), all guided by professional and experienced trainers. For more information, contact their [call center](#).

Exercise Facilities

- 1. Stadion Jati Padjadjaran:** Stadion Jati Padjadjaran is one of the sports facilities at Unpad, located near the MRU (Masjid Raya Unpad). The stadium features a football field, running track, bleachers, player benches, and changing rooms. It is close to the Old Gate of Unpad and is situated across from the MRU and the Eastern Student Activity Unit (UKM Timur) of Unpad.
- 2. Bale Santika:** Like Stadion Jati Padjadjaran, Bale Santika is also a sports facility at Unpad, but it is an indoor sports facility. Inside, there are futsal, basketball, volleyball, and badminton courts, as well as changing rooms, bleachers, player benches, and a sound system. Bale Santika is located next to the Faculty of Economics and Business (FEB), and you can see it when heading toward the Rectorate Building.



HEALTHCARE

Access to healthcare is essential for international students studying in Indonesia. This section provides information on how to apply for health insurance, where to find medical facilities, and what to do in case of emergencies.


Student Health Insurance

International students in Indonesia are required to have health insurance that covers their stay in the country. This is often a condition for obtaining a Student Stay Permit (KITAS). Unpad offers health insurance plans specifically for international students. Contact the International Office at Unpad to inquire about university-provided health insurance.

Find out more here:

[BUMIDA Health Insurance for UNPAD International Students](#)

To enroll in UNPAD's health insurance as an international student, please scan the QR code to access the registration portal (bit.ly/HealthInsuranceUnpadIO).



In Case of an Emergency

Emergency Numbers:

- Ambulance: Call 118 or 119 for emergency medical assistance.
- Police: Call 110 for emergencies requiring police intervention.
- Fire Department: Call 113 for fire-related emergencies.

Hospital Emergency Rooms: For serious medical emergencies, go directly to the nearest hospital emergency room. Major hospitals like RSHS and Siloam Hospitals Bandung have 24/7 emergency services.

SUPPORT SERVICES

Mental Health Support: P2K2

P2K2 (Pusat Penguatan Karakter & Konseling Unpad) provides mental health support, counseling, and character development services to help students navigate personal, academic, and social challenges. These services are free for Unpad students.

How to Access:

Sign up via this registration form:

bit.ly/P2K2CounselingRegistration

Contact Information:

- Instagram : @p2k2.unpad
- Phone : +62 22 842 88888 Ext. 1717
- Email : sekretariat.psikologi@unpad.ac.id
- Address : Jl. Ir. Soekarno Km. 21, Sumedang 45363

HELP DESK:

UNIT LAYANAN TERPADU UNPAD

Help Desk: Unit Layanan Terpadu Unpad

Unit Layanan Terpadu (ULT) Unpad serves as a one-stop service center for all student inquiries (from technical services such as printing a new KTM/Student ID to KRS/Kartu Rencana Studi services), providing quick and efficient solutions for students.

Services Offered:

- Assistance with academic administration (e.g., course registration, transcripts).
- Information on scholarships, tuition fees, and other financial matters.
- General inquiries about campus facilities and services.



How to Access - Help Desk (ULT)

- **In-Person:** Visit the ULT office at the Unpad Jatinangor Campus (exact location: Gedung Rektorat, 1st floor).
- **Online:** Access their services through the Unpad website or the Linktree linked below
- **Contact:** You can contact the WhatsApp number in the Linktree for assistance

Tips:

- Walk-ins are welcome, but for faster service, check their operating hours and prepare your questions or documents in advance.
- Use their online portal for general inquiries or to schedule an appointment

Contact Information:

- Office: Gedung Rektorat Unpad Lantai 2, Jl. Raya Bandung-Sumedang, KM. 21 Jatinangor, Sumedang, Jawa Barat, Indonesia, 45363
- Email: cdc@unpad.ac.id
- Phone/Fax: (022) 84288817 or (022) 84288889

CAREER SERVICES: PPK UNPAD

Unpad Career Development Center (CDC) or Pusat Pengembangan Karir Unpad (PPK Unpad) helps students and alumni with career planning, job placement, and professional development.

Services Offered:

- Career counseling and guidance.
- Job fairs and recruitment events.
- Workshops on resume writing, interview skills, and professional networking.
- Access to job listings and internship opportunities.

How to Access:

- **Online:** Visit their official website at karierunpad.ac.id or Instagram @karier_unpad to explore job opportunities, register for events, and access career resources.
- **Contact:** Reach out via email or phone (contact details are available on their website).

Tips:

- Attend career workshops and fairs to network with potential employers.
- Keep updated on Unpad's many social media accounts that share relevant information pertaining to career opportunities, such as @pacarunpad on Instagram.

Contact Information:

- Office: Gedung Rektorat Unpad Lantai 2, Jl. Raya Bandung-Sumedang, KM. 21 Jatiningor, Sumedang, Jawa Barat, Indonesia, 45363
- Email: cdc@unpad.ac.id
- Phone/Fax: (022) 84288817 or (022) 84288889



SPIRITUAL PRACTICES

Indonesia is a diverse and inclusive country where all religions are welcomed and respected. At Universitas Padjadjaran (Unpad), students of all faiths can find places of worship, religious communities, and spiritual support. Below is a list of places of worship near Unpad campuses and links to religious student communities where you can stay updated on events and join like-minded peers.



Place of Worship: Muslim Students

★ Masjid Raya Unpad, Bale Aweuhan

Located on the Jatinangor campus, this mosque is a central place for prayer and community activities.

★ There are also smaller mosques from select faculties, such as the following:

- Masjid Asy Syifa (from the Faculty of Medicine): You can follow their Instagram for updates on community events @kamasysyifaa ([instagram.com/kamasysyifaa/?hl=en](https://www.instagram.com/kamasysyifaa/?hl=en)).
- Masjid Nurul Ilmi (from the Faculty of Mathematics and Natural Sciences): You can follow their Instagram for updates on community events: @rohisnuril ([instaaram.com/rohisnuril/?hl=en](https://www.instagram.com/rohisnuril/?hl=en))



Place of Worship: Protestant Christianity Students

★ GPdI IMPACT Rancaekek: 10 minutes away from Unpad Jatinangor

Address: Jl. Rancaekek No.219, Mekargalih, Kec. Jatinangor, Kabupaten Sumedang, Jawa Barat 45363

★ GBI Bethel Mekar Wangi: 40 minutes away from Unpad Jatinangor

Address: Jl. Mekar Laksana No.8, Mekarwangi, Kec. Bojongloa Kidul, Kota Bandung, Jawa Barat 40237



Place of Worship: Hindu Students

- ★ **Pura Praja Natha IPDN:** 10 minutes away from Unpad Jatinangor
Address: 3QC7+HG4, Komp. IPDN, Cibeusi, Kec. Jatinangor, Kabupaten Sumedang, Jawa Barat 45355



Place of Worship: Catholic Christianity Students

- ★ **Saint Peter Cathedral Bandung:** 20 minutes away from Unpad Dipatiukur
Address: Jl. Merdeka No.14, Babakan Ciamis, Kec. Sumur Bandung, Kota Bandung, Jawa Barat 40117
- ★ **Gereja Katolik Santo Albertus Magnus, Jatinangor:** 20 minutes away from Unpad Jatinangor
Address: 3QC7+G62, Cibeusi, Jatinangor, Sumedang Regency, West Java 45363

Place of Worship: Buddhist Students

- ★ **Vipassana Graha** — Theravada temple and the biggest Buddhist temple in Bandung: 1 hour away from Unpad Jatinangor
- ★ **Vihara Dharmasagara** — Mahayana Temple: 30 minutes away from Unpad Jatinangor
- ★ **Vihara Satya Budhi** — Mahayana Temple: 12 minutes away from Unpad Dipatiukur and 40 minutes away from Unpad Jatinangor





Religious Communities

Unpad has active religious student communities that organize events, discussions, and spiritual activities. These communities are open to all students and provide a welcoming space to connect with others who share your faith. Here are some of the communities and their Instagram accounts:

1. Unpad's Dharmavira Buddhist Student Association: [instagram.com/kmbdharmavira/](https://www.instagram.com/kmbdharmavira/)
2. Unpad's Hindu Brahmachari Student Association: [instagram.com/kmh.brahmacari/?hl=en](https://www.instagram.com/kmh.brahmacari/?hl=en)
3. Unpad's Catholic Student Association: [instagram.com/kmkunpad/](https://www.instagram.com/kmkunpad/)
4. Unpad's Christian Student Association: [instagram.com/pmkunpad/?hl=en](https://www.instagram.com/pmkunpad/?hl=en)
5. Unpad's Muslim Student Association: [instagram.com/kmmkunpad/?hl=en](https://www.instagram.com/kmmkunpad/?hl=en)



Living and Accommodation



FOOD

Whether you prefer cooking at home or ordering food online, Unpad's Jatinangor campus area offers plenty of options to satisfy your cravings. Below, we've outlined where to buy groceries, how to order food online using popular apps, and a list of recommended foods to immerse yourself in the Indonesian culture.

Groceries

If you enjoy cooking or need to stock up on essentials, there are several supermarkets near Unpad's Jatinangor campus:



Superindo

- Address: Jl. Raya Jatinangor No.150, Cikeruh, Kec. Jatinangor, Kabupaten Sumedang, Jawa Barat 45311.
- What to Expect: Superindo offers a wide range of products, including fresh produce, snacks, beverages, and household items. It's a great place to find both local and international ingredients.
- Distance: Approximately 10–15 minutes from Unpad's Jatinangor campus.



Griya

- Address: Jl. Raya Jatinangor No.130, Sayang, SUMEDANG, Kabupaten Sumedang, Jawa Barat 45363.
- What to Expect: Griya is a smaller supermarket but still well-stocked with daily necessities, snacks, and beverages. It's a convenient option for quick grocery runs.
- Distance: Approximately 5–10 minutes from Unpad's Jatinangor campus.

Ordering Online

If you're too busy to cook or just want to try local cuisine, you can easily order food online using popular apps like GoFood (via Gojek), ShopeeFood (via Shopee), or Grabfood (via Grab). Here's how to get started:



Gojek



Grab



Shopee

How to Order Food Online:

- ★ **Download the App:**
 - Install Gojek or Shopee from the Google Play Store or Apple App Store.
- ★ **Create an Account:**
 - Sign up using your phone number (you'll need a local SIM card).
 - Verify your account by entering the OTP (One-Time Password) sent to your phone.
- ★ **Set Your Location:**
 - Allow the app to access your location or enter your address manually.
- ★ **Browse Restaurants:**
 - Explore the list of restaurants and food stalls available in your area.
 - Use filters to find specific cuisines, promotions, or delivery times.
- ★ **Place Your Order:**
 - Select the dishes you want to order.
 - Add any special instructions (e.g., "no spice" or "extra sauce").
 - Choose your payment method (e.g., e-wallet, bank transfer, or cash on delivery).
- ★ **Track Your Order:**
 - Once your order is confirmed, you can track its status in real-time.
 - The app will notify you when the food is on its way and when it arrives.

Recommended Foods

Indonesia's culinary scene is a vibrant blend of flavors, spices, and cultural influences. Below are must-try dishes, categorized into savory and sweet, along with their origins and ingredients.

Savory Foods



Nasi Goreng (Fried Rice)

Origin:

Nationwide, with Java roots

Ingredients:

rice, kecap manis (sweet soy sauce), shrimp paste, garlic, shallots, chili, egg, and meat/seafood

Popular Variants:

- nasi goreng ayam (chicken fried rice)
- nasi goreng kampung (a variant of fried rice without soy sauce which is purely savory)

Fun Fact:

Nasi Goreng was voted "World's Second Most Delicious Food" by CNN



Satay (Grilled Skewers)

Origin:

Java, but varies by region.

Ingredients:

Marinated meat (chicken, beef, goat, or fish) grilled over charcoal, served with peanut sauce or sweet soy sauce.

Popular Variants:

- Sate Ayam Madura (chicken satay with peanut sauce or beef and lamb satay with sweet soy sauce, from Madura).
- Sate Padang (beef in thick yellow curry sauce, from West Sumatra).
- Sate Lilit Bali (minced fish satay wrapped around lemongrass sticks, from Bali).

Fun Fact:

Sate was voted "World's 14th Most Delicious Food" by CNN



Rendang (Spicy Braised Beef)

Origin:

Minangkabau, West Sumatra.

Ingredients:

Beef slow-cooked in coconut milk and spices (galangal, turmeric, lemongrass, chili).

Fun Fact:

Rendang was voted "World's Most Delicious Food" by CNN!



Gado-Gado (Blanched veggies)

Origin:

Jakarta

Ingredients:

boiled spinach and bean sprouts, tofu, tempeh, boiled egg, and peanut sauce

Tip:

Gado-gado is a vegetarian-friendly dish often called "Indonesian salad."



Soto Ayam

Origin:

Java

Ingredients:

Broth-based soup with chicken or beef, noodles or rice, vegetables, and spices.

Popular Variants:

- Soto Ayam – Yellow chicken broth
- Soto Betawi – Creamy beef broth with coconut milk

Sweet Foods



Martabak manis

Origins:

Dutch-Indonesian fusion

Ingredients:

Thick pancake with chocolate, cheese, peanuts, or condensed milk

Popular Variants:

- Martabak Bangka (Thinner, crispier).
- Martabak Keju (Extra cheese).
- Martabak Coklat (Chocolate overload)



Es Cendol

Origins:

Java

Ingredients:

Green rice jelly, coconut milk, palm sugar syrup, and shaved ice.

Fun Tip:

Add durian or jackfruit for extra flavor!



Klepon

Origin:

Java

Ingredients:

Pandan-flavored rice balls filled with palm sugar, rolled in grated coconut



Bakpia

Origins:

Yogyakarta (Chinese influence)

Ingredients:

Sweet mung bean-filled pastries

ACCOMMODATIONS

For those who prefer to live on campus, the university offers student dormitories that provide a safe, convenient, and inclusive environment, fostering interaction with both local and international students. Additionally, there are privately owned accommodations located around the campus, offering more flexibility and independence. If you are an international student at Unpad, please let us know your accommodation preference here:

bit.ly/DormitoryOptions

On-Campus Accommodation



Padjadajaran Dormitory 1

Jln. GKPN/Jayalaras No. 32 C
Jatinangor
(022) 7781724



Padjadajaran Dormitory 2

Universitas Padjadajaran Campus,
KM 21 Jatinangor-Sumedang
(022) 7795973



Padjadajaran Dormitory 3

Universitas Padjadajaran Campus,
KM 21 Jatinangor-Sumedang



Padjadajaran Dormitory 4

Universitas Padjadajaran Campus,
KM 21 Jatinangor-Sumedang



Bale Padjadajaran Dormitory

Kampus Unpad KM 21 Jatinangor-Sumedang
(022) 7795713



Ex Pedca Dormitory

Jl. Raya Bandung – Sumedang
KM. 21 Jatinangor

Off-Campus Private Accommodation

Furthermore, there are numerous off-campus private accommodation options available around Universitas Padjadjaran. These privately-owned residences offer a range of living arrangements, from shared apartments to individual rooms, catering to various budgets and preferences. Many of these accommodations are within walking distance or a short commute from campus, offering convenience without sacrificing comfort.

Louvin Apartment

Jl. Ir. Soekarno No. 122 Desa Sayang Kec. Jatinangor Kab. Sumedang 45363



Skyland City Jatinangor

Jl. Raya Jatinangor No.1, Hegarmanah, Kec. Jatinangor, Kabupaten Sumedang, Jawa Barat 45363



Easton Park Jatinangor

Cibeusi, Jatinangor, Sumedang Regency, West Java 45363



Pinewood Apartment Jatinangor

Jl. Raya Jatinangor No.150, Cikeruh, Kec. Jatinangor, Kabupaten Sumedang, Jawa Barat 45363



CAFES AND CONVENIENCE STORES

Unpad's campuses offer plenty of cozy spots to grab coffee, snacks, or quick meals between classes. Whether you're looking for a quiet place to study or need to pick up essentials, here are some top recommendations:

Popular Cafes

- ★ **Mahatma Coffee by PT. Mahat Masagi Unpad**
[instagram.com/mahatmacoffeebymmu/?hl=en](https://www.instagram.com/mahatmacoffeebymmu/?hl=en)
Rectorate Unpad
 - Monday-Friday 08.00 WIB-17.00 WIB
 - Monday-Saturday 10.00 WIB-20.00 WIB
- ★ **Kopi Dari Hati**
Faculty of Social and Political Sciences
- ★ **Kandaga Cafe**
Kandaga Unpad Main Library



Faculty-Based Cafes

Almost every faculty has its own cafe, like:

- ★ **MIPA Corner (located at the Faculty of Mathematics and Natural Sciences)**
[instagram.com/mipacornerunpad/](https://www.instagram.com/mipacornerunpad/)
- ★ **Poeta Coffee Club (located at the Faculty of Humanities)**
[instagram.com/poetacoffee.fib/](https://www.instagram.com/poetacoffee.fib/)
 - Senin - Jumat
 - Pukul 08.00 - 17.00
 - Gedung Dekanat Lt. 1, Fakultas Ilmu Budaya Unpad
- ★ **The Oceano Cafe and Resto (located at the Faculty of Fishery and Marine Sciences)**
[linktr.ee/oceanocaferesto?](https://linktr.ee/oceanocaferesto?fbclid=PAZXh0bgNhZW0CMTEAAeVo8auday7bti_9e04UtHBgzfRceBFNWOjB5jd6xwwkrzQA-10fJ3tyO1_Tg_aem_1K6lFa_Hjk0X_DdQNIYSsA)
[fbclid=PAZXh0bgNhZW0CMTEAAeVo8auday7bti_9e04UtHBgzfRceBFNWOjB5jd6xwwkrzQA-10fJ3tyO1_Tg_aem_1K6lFa_Hjk0X_DdQNIYSsA](https://linktr.ee/oceanocaferesto?fbclid=PAZXh0bgNhZW0CMTEAAeVo8auday7bti_9e04UtHBgzfRceBFNWOjB5jd6xwwkrzQA-10fJ3tyO1_Tg_aem_1K6lFa_Hjk0X_DdQNIYSsA)
 - Monday to Saturday
 - 09.00 - 16.30
 - Jl. Raya Bandung Sumedang No.KM.21, Hegarmanah, Kec. Jatinangor, Kabupaten Sumedang, Jawa Barat 4536

Convenience Stores

★ Alfa X

More than just a convenience store, this spot features:

- A cozy study room for students
- Occasional live music performances
- Spacious outdoor seating area
- Full-service cafe offering coffee, snacks and light meals



Convenience Stores

★ Lawson

A Japanese-inspired convenience store that offers:

- In-store cafe serving coffee and light meals
- Famous for their authentic oden (Japanese hot pot)
- Limited outdoor seating available

Convenience Stores

★ Indomaret

The popular local chain includes:

- Cafe section with coffee and quick snacks
- Specialty in delicious onigiri (Japanese rice balls)
- Small outdoor seating area



TRANSPORTATION

Getting around Unpad's Jatiningor campus and the surrounding areas is easy and convenient. Below, we've outlined the transportation options available to students, including on-campus shuttles and off-campus transportation.



Transportation Around Campus

Unpad provides free shuttle services called Odong (Angkutan Kampus) to help students move around the campus. These shuttles are a convenient and eco-friendly way to travel between faculties, dormitories, and other key locations.

Type A:

1. Route: Focuses on the Saintek (Science and Technology) section of the university.
2. Faculties Covered: Visits all faculties in the Saintek area, such as the Faculty of Medicine, Faculty of Engineering, and Faculty of Mathematics and Natural Sciences.

Type B:

1. Route: Focuses on the Soshum (Social Sciences and Humanities) section of the university.
2. Faculties Covered: Visits all faculties in the Soshum area, such as the Faculty of Economics and Business, Faculty of Law, and Faculty of Social and Political Sciences.

Type C:

1. Route: Travels through the inner path of the university.
2. Faculties Covered: Visits faculties on the inner path (both Saintek and Soshum) but does not cover the outer path.

How to Use Odong:

- Odong shuttles stop at designated bus stops throughout the campus. Look for signs or ask fellow students for the nearest stop.
- The service is entirely free for Unpad students.
- To check the real-time location of Odong shuttles, visit the following website: siat.unpad.ac.id/sarpras/angkutankampus/



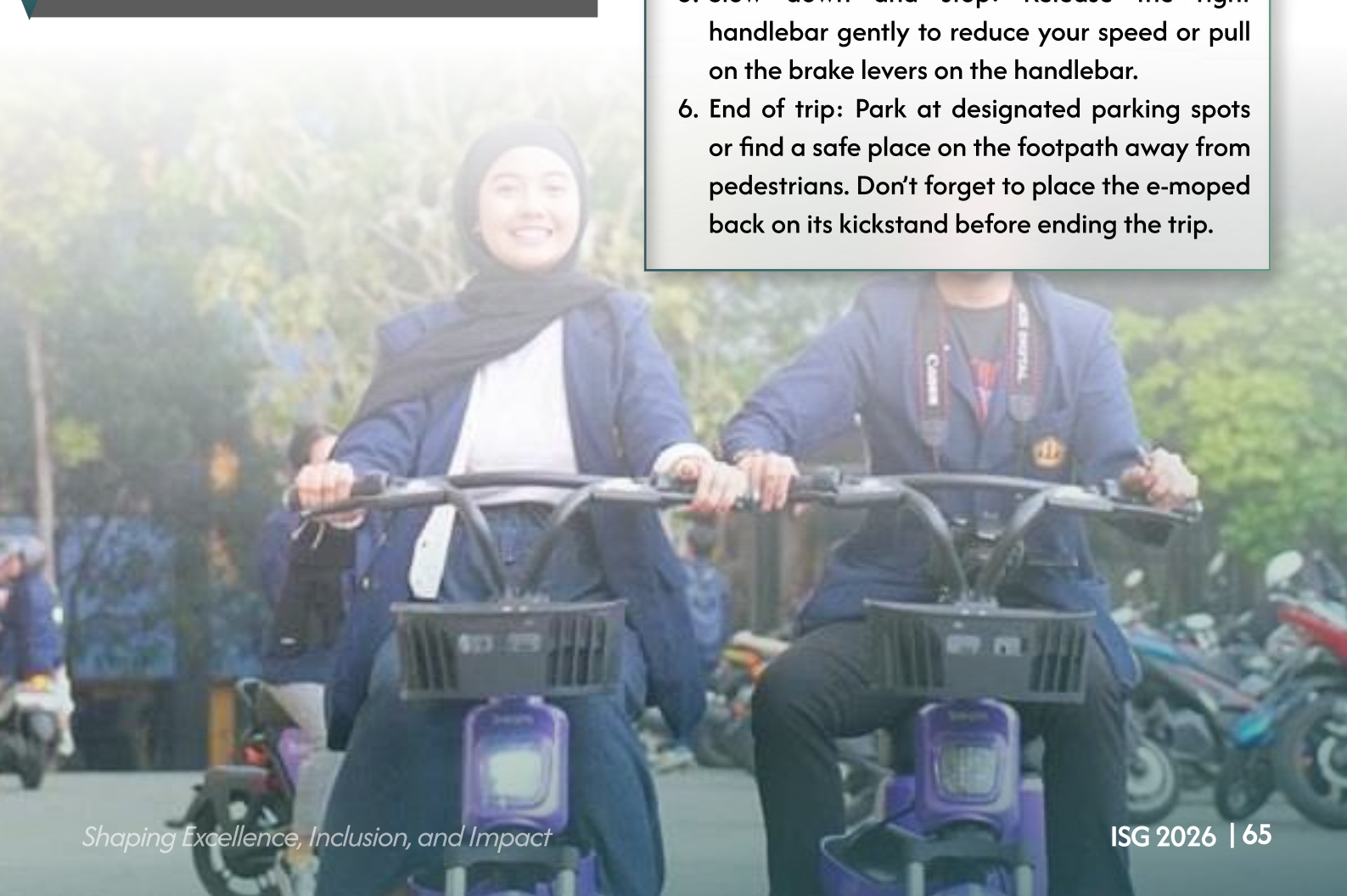
In addition to the free Odong (Angkutan Kampus) shuttle service, Unpad offers **Beam e-mopeds**, a convenient and eco-friendly way to navigate the university's large campus. They are perfect for getting around campus quickly, especially when you're in a hurry or need to travel between distant faculties.

How to ride Beam e-mopeds:

1. **Locate a beam:** Download the beam app and find an e-moped nearby on the app
2. **Unlock it:** Scan the QR code on the e-moped near the wheel or at the butt of the bike to unlock the e-moped and follow the instructions on the app.
3. **Safety first:** Check all equipment, including the brakes, and wear a helmet before you ride.
4. **Start Riding:** Fold the kickstand up before sitting on the e-moped. To ride, twist down on the right handlebar very gently.
5. **Slow down and stop:** Release the right handlebar gently to reduce your speed or pull on the brake levers on the handlebar.
6. **End of trip:** Park at designated parking spots or find a safe place on the footpath away from pedestrians. Don't forget to place the e-moped back on its kickstand before ending the trip.

Learn More

To learn more about Beam E-mopeds, you can follow this website: www.ridebeam.com/id/rider





Trans Metro Pasundan Bus

Trans Metro Pasundan, or TMP for short, is a reliable and affordable bus service that connects Unpad's Jatinangor campus to Unpad's Dipatiukur Campus in Bandung. It's a popular choice for students traveling to the city center.

How to Use:

- TMP buses can be boarded at designated stops in Jatinangor, such as near the Unpad campus or Jatinangor Town Square.
- The fare is only Rp 5,000
- As you board the bus, you will have to instantly pay directly to the bus conductor by scanning a QR code (and paying with an E-banking account) or tapping your KTM/Student ID

Advantages:

- Comfortable and air-conditioned buses.
- Fixed schedule and reliable service.
- Affordable compared to taxis or ride-hailing apps.



Angkot (Public Minibuses)

Angkot is the most common form of public transportation in Jatinangor and Bandung. These minibuses follow fixed routes and are very affordable.

How to Use:

- Flag down an Angkot on the street or wait at a designated stop.
- Tell the driver your destination, and they will let you know if they will stop at your destination or not. The fare is usually between Rp 3,000–Rp 10,000 (depending on how far away your destination is).
- Pay the fare directly to the driver when you get off.

Trains (KAI Commuter)

What It Is: Trains are a great option for traveling to nearby cities like Jakarta or Yogyakarta.

How to Use:

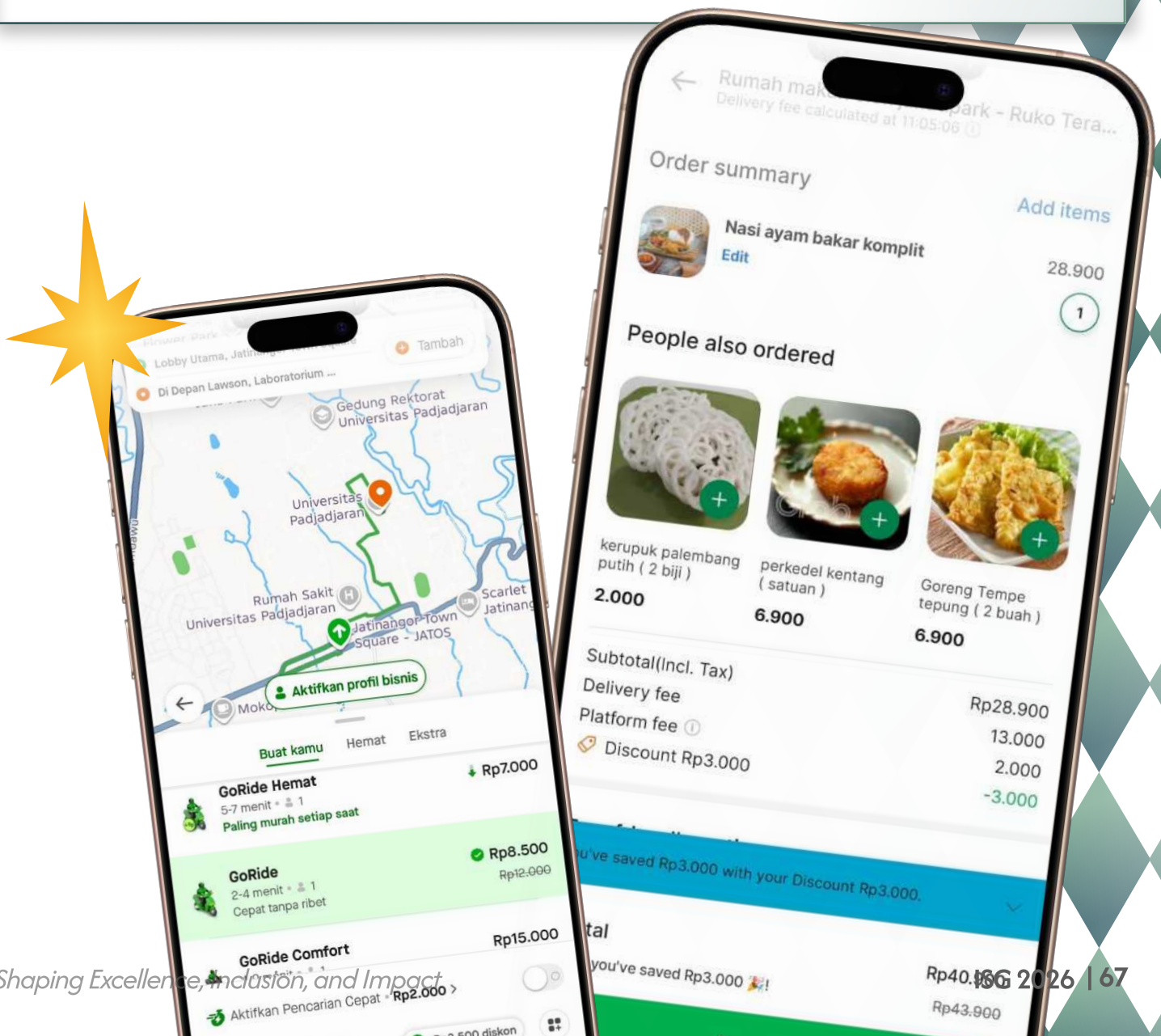
- Book tickets online via the KAI Access app or at the train station.
- Arrive at the station at least 30 minutes before departure.
- Prices vary depending on the destination and class of service.

Ride-Hailing Apps (Gojek and Grab)

Gojek and Grab are popular ride-hailing apps in Indonesia. They offer motorcycle taxis (ojek), car rides, and even food delivery.

How to Use:

- Download the Gojek or Grab app from the Google Play Store or Apple App Store.
- Create an account using your local phone number.
- Set your pickup and drop-off locations, then choose your ride type (e.g., bike or car).
- Pay via the app (e-wallet or cash) or choose cash on delivery.
- Cost: Motorcycle rides start at around Rp 10,000, while car rides start at around Rp 20,000



MONEY

Managing your finances in Indonesia is straightforward, thanks to the availability of both traditional banking and e-banking services. Below, we've outlined how to open a traditional bank account and an e-banking account, along with tips to ensure safe transactions.

Opening a Bank Account


If you prefer a traditional bank account (debit/credit card), follow these steps:

★ Required documents:

1. Valid Passport: Your passport must be valid for at least 6 months.
2. Temporary Resident Permit (KITAS): This is your student stay permit.
3. Proof of Address in Indonesia: A utility bill or rental agreement.
4. Residency Contact: A local contact person (can be a friend or university staff).
5. Domicile Letter: A letter from your local district office (Kelurahan) confirming your address.
6. Photos: 4cm x 6cm passport-sized photos.

★ Step-by-step Process:

1. Prepare the Required Documents: Gather all the documents listed above. Some banks may ask for additional documents, so check with the bank beforehand.
2. Visit a Bank Branch: Go to the nearest branch of the bank you've chosen (e.g., BNI, Mandiri, BCA, or BRI).
3. Inform Security: Let the security guard know you're there to open an account. They will guide you to the customer service desk or add you to the waiting list.
4. Consult Customer Service: Once it's your turn, the customer service officer will explain the process and provide the necessary forms.
5. Choose an Account Type: Select the type of account you want to open:
6. Savings Account: For everyday use.
7. Checking Account: For frequent transactions.
8. Recurring Deposit Account: For saving money with fixed interest rates.
9. Fill Out the Forms: Provide your personal details and submit the required documents.
10. Pay the Initial Deposit: Deposit the minimum amount required to open the account (this varies by bank).
11. Receive Your ATM Card and Savings Book: Once the process is complete, you'll receive an ATM card and, in some cases, a savings book. Your account is now ready to use.



Opening an E-Banking Account

E-banking is extremely popular in Indonesia, and most transactions can be done using your smartphone. Popular e-banking apps include GoPay, OVO, and DANA. Most students don't bring their wallet or cash—they simply bring their phone, as you can pay for almost everything by scanning a QRIS code (Indonesia's national QR payment standard). Here's how to get started:

★ Requirements for E-Banking:

1. A local SIM card (required for registration).
2. A valid passport or KITAS.
3. A bank account (for some apps, like GoPay and OVO).

★ How to Create an E-Banking Account:

1. Download the App: Install the app from the Google Play Store or Apple App Store.
2. Register: Open the app and sign up using your phone number.
3. Verify Your Identity: Follow the instructions to verify your identity using your passport or KITAS.
4. Link a Bank Account (if required): Some apps may ask you to link a local bank account for top-ups.
5. Top Up Your Balance: Add funds to your e-wallet via bank transfer, ATM, or convenience stores (e.g., Alfamart, Indomaret).
6. Start Using the App: You can now make payments, transfer money, and pay bills by scanning QR codes or entering payment details.

Popular E-Banking Apps:



GoPay: Integrated with Gojek (ride-hailing and food delivery).



OVO: Widely accepted in malls, restaurants, and online stores.



DANA: Popular for peer-to-peer transfers and bill payments.



Beware of Online Financial Scams

While e-banking is convenient, online financial scams are increasingly common, and international students can be easy targets. Always stay cautious when making transactions, sharing personal details, or interacting with strangers online.

Common E-Banking Scams to Watch Out For:

★ "Accidental" Money Transfer Scam

A stranger (or even someone pretending to be a friend) sends you money via e-wallet (e.g., GoPay, OVO) and then urgently asks you to return it, claiming it was a "mistake." The original transfer may be from a stolen account or made with a stolen card, and once you send money back, the victim reports fraud—leaving you liable for the lost funds.

What to do: If someone sends you money unexpectedly, do not return it without verifying with the bank/e-wallet provider first.

★ Fake Loan or Emergency Help Requests

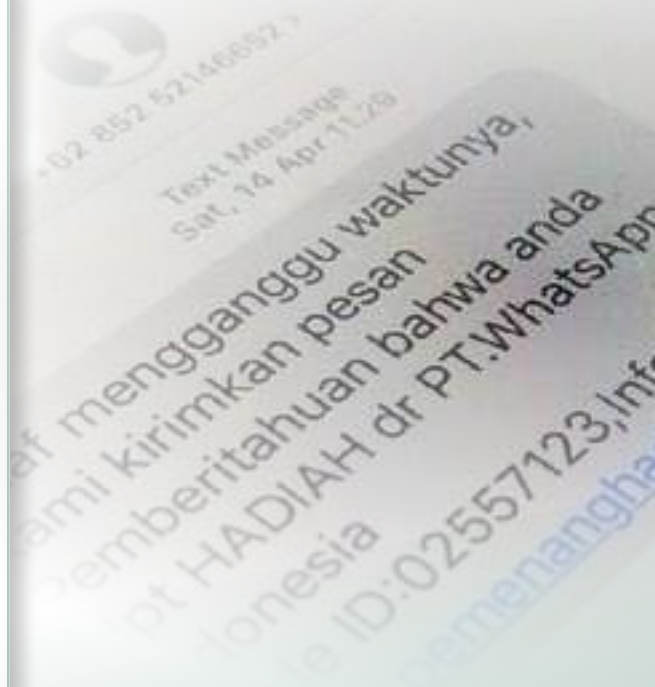
Someone (often posing as someone you know by stealing their photo from social media, or even a "government official") messages you asking for an urgent loan or financial help, promising to pay back later. Once you send money, they disappear or keep asking for more.

What to do: Call the real person using their old number to verify and never lend money to strangers, no matter how convincing their story is.

★ "Verify Your Account" SMS/Email Scams

You receive a fake message pretending to be from your bank or e-wallet, asking you to "confirm" your account by clicking a link or sharing an OTP (one-time password). The link steals your login details, and the OTP gives scammers access to your money.

What to do: Never share OTPs, PINs, or passwords. Banks/e-wallets will never ask for this via SMS or email.





THE QRIS FEATURE

QRIS (Quick Response Code Indonesian Standard) is a national QR code system introduced by Bank Indonesia to standardize digital payments across all e-wallets and banks. One QR code works for all apps (GoPay, OVO, DANA, bank apps, etc.), which makes it easy to transfer across different bank accounts.

Step-by-step on How to Use QRIS

- Step 1: Look for the QRIS logo (black-and-white QR code with a red IDN flag)
- Step 2: Open Your Preferred E-Banking App
- Step 3: Select "Scan QR"
- Step 4: Point at the QRIS code
- Step 5: Enter Amount & Confirm
- Step 6: Payment Complete
- Step 7: You'll receive a notification, and the merchant gets instant payment





LIVING COST

Getting your budget sorted early makes studying abroad a lot smoother and more enjoyable. Here’s a helpful snapshot of what monthly living costs typically look like in Jatinangor—an area that’s well known for being easier on the wallet than bigger cities like Jakarta or Surabaya. The estimates below cover a range of lifestyles, whether you’re keeping things simple or aiming for a bit more comfort.

The table below outlines the approximate monthly expenses for living in Jatinangor:

#	Expenses	Cost Per Month	
		Low End of the Range	High End of the Range
1	<i>On-Campus Housing</i>	<i>Rp1,166,667</i>	<i>Rp1,916,667</i>
2	<i>Off-Campus Housing</i>	<i>Rp700,000</i>	<i>Rp2,500,000</i>
3	<i>Transportation (for students living Off-Campus)</i>	<i>Rp50,000</i>	<i>Rp300,000</i>
4	<i>Living Cost</i>	<i>Rp1,500,000</i>	<i>Rp3,500,000</i>
5	<i>Other (Communication Expenses, Personal Needs, etc)</i>	<i>Rp200,000</i>	<i>Rp500,000</i>
<i>On-Campus Total</i>		<i>Rp2,966,667</i>	<i>Rp3,733,333</i>
<i>Off-Campus Total</i>		<i>Rp2,450,000</i>	<i>Rp6,000,000</i>



Language



BIPA PROGRAM

Universitas Padjadjaran offers an Indonesian language course for speakers of foreign languages, known as BIPA (Bahasa Indonesia untuk Penutur Asing). Administered by the Language Center of the Faculty of Arts, this program aims to develop participants' practical and academic Indonesian language skills while introducing them to Indonesian culture. The course is delivered by experienced lecturers from the Department of Indonesian Literature, Faculty of Arts, Universitas Padjadjaran.

The BIPA program comprises two main tracks: the regular program and the non-regular program. The regular program consists of four levels: Elementary (Beginner), Intermediate, Advanced, and Upper Advanced. Each level is taught over one semester. Before enrollment, participants must take a placement test to determine the appropriate level. Course materials include vocabulary, grammar, listening, reading, writing, and speaking. The program also features fieldwork courses and cultural excursions. Additionally, general lectures on Indonesian Studies cover topics such as social, cultural, political, and historical aspects of Indonesian and Sundanese cultures.

Address

Language Center, Faculty of cultural studies, Universitas Padjadjaran.
Jl. Ir. H. Juanda 248, Bandung

Fee

Full Course Fee:
IDR 10,000,000.00/term

Course Fee Includes:

1. Tuition (16 lectures)
2. Midterm and Final Exam
3. Modules
4. Field Study

Registration Fee:
IDR 250,000.00

SPEAK LIKE A LOCAL!

Addressing People

For Men:

- ★ Bapak (Pak): A formal and respectful term used for adult men, especially those older or in positions of authority, such as lecturers or professionals. It's akin to "Mr." in English.
- ★ Kang/Mas: Informal terms used for younger men or peers, often in casual settings

For Women:

- ★ Ibu (Bu): A formal and respectful term for adult women, particularly those older or in authoritative roles, such as lecturers or professionals.
- ★ Comparable to "Mrs" or "Ms" in English. Teh/Mba: Informal terms used for younger women or peers in casual contexts.

General (Gender-Neutral):

- ★ Kak: A gender-neutral term derived from "Kakak," meaning older sibling. It's used to address someone slightly older or in a friendly manner, regardless of gender

Using appropriate **honorifics** is crucial in Indonesian culture, addressing someone without the correct term can be perceived as disrespectful. When in doubt, it's safer to use a formal term like "Bapak" or "Ibu"

Shopping in Indonesia

When shopping at grocery stores or minimarkets, it's helpful to know some basic phrases and cultural practices to enhance your experience.

Asking About Prices

To inquire about the price of an item, you can use the following phrases:

"Berapa harganya?" - *How much is it?*

"Ini berapa?" - *How much is this?*

"Harga ini berapa?" - *What is the price of this?*

These phrases are commonly used and understood in various shopping contexts.

Payment Methods at the Cashier

When you're ready to pay, the cashier might ask:

"Pembayarannya pakai apa?" - *What payment method would you like to use?*

Common responses include:

"Tunai" - *Cash*

"QRIS" - *QRIS*

"Kartu debit/kredit" - *Debit/Credit card*

It's important to note that in many places, especially in larger cities, QRIS is widely accepted and often preferred for its convenience.



Q&A



EXTRACURRICULAR ACTIVITIES & STUDENT ORGANIZATIONS

How do I apply for an Indonesian visa as an international student?

To study at Unpad, you need a Student Visa (KITAS). First, you must be accepted by Unpad and receive a Letter of Acceptance. Then, apply for a VITAS (Temporary Stay Visa) at the Indonesian embassy in your home country. After arriving in Indonesia, you must convert the VITAS into a KITAS. The International Office at Unpad will assist you through this process.

Can I work while studying in Indonesia?

International students are not allowed to work with a student visa (KITAS). However, some internships related to your studies might be allowed with permission from the university and immigration authorities.

ACADEMIC LIFE

What is the academic culture like at Unpad?

Unpad follows a credit-based system (SKS) where students must complete a certain number of credits to graduate. Classes involve lectures, discussions, group projects, and research assignments. Attendance is important, and some courses have minimum attendance requirements to pass.

How do I excel as a student at Unpad?

1. Attend lectures regularly and participate actively.
2. Build a good relationship with lecturers and classmates.
3. Use the university's resources like libraries, research centers, and academic advisors.
4. Manage your time well, especially if balancing academics with extracurriculars.
5. Seek help when needed—mentors, student groups, and Unpad's academic support services can assist you.

What is LiVE Unpad?

LIVE Unpad is Universitas Padjadjaran's official online learning platform. Here, students can access course materials, deadline reminders, and coursework. It should also be noted that all exams are done through LiVE Unpad. This is an essential website for ALL Unpad Students. A full guideline for the use of LiVe Unpad in English can be accessed here:

LANGUAGE AND CULTURE

Do I have to learn Bahasa Indonesia?

While some programs are taught in English, learning Bahasa Indonesia will make daily life easier, especially for interacting with locals, ordering food, and using public transport. Unpad provides language courses for international students to help you learn.

What are some cultural norms I should be aware of in Indonesia?

1. Greetings are important; a handshake with a slight bow is common. Bowing to others is also very common when greeting from far away.
2. Modesty in dress is appreciated, especially in religious or formal settings.
3. Punctuality is flexible in social settings but expected in academic and professional contexts.
4. Always remove your shoes before entering someone's house.

LIVING

How do I find accommodation in Bandung or Jatinangor?

Unpad offers on-campus dormitories, but students can also rent apartments or kos. Prices vary based on location and facilities. It is recommended to check Unpad's International Office for accommodation assistance.

Non-Academic Life Starter Pack

To summarize non-academic life in Universitas Padjadjaran, we've made a list of essentials that you may need.

Download Gojek/Grab

- These ride-hailing apps solve transport, food delivery, and even shopping. Cashless payments (GoPay/GrabPay) work at most places.

Have about Rp20,000 in Your Pocket Always

- This is for Angkot (shared minibuses) don't take cashless, and buying street snacks like pisang goreng (fried bananas) cost-Rp5,000.

Sunscreen

- Jatinangor's high altitude means stronger UV rays.

Bring your Vitamins!

- It will help your body with adapting to Indonesia.

Universitas Padjadjaran International Office is here to help

- Remember to visit us at Gedung Rektorat in the Jatinangor Campus whenever you need a helping hand.

Remember to check with Unpad platforms

- These platforms are for free wifi on campus, homework, tasks, professor information, and more

Download Popular Indonesian Communication Applications

- WhatsApp and Line are popular here. Professors, group projects, even the campus clinic will message you via these application.

Remember at least 3 Indonesian phrases

- "Berapa harganya?" (How much?)
- "Tolong" (Help/Please)
- "Di mana toilet?" (Where's the toilet?)




SELAMAT DATANG *dan* SEMANGAT

We wish you the best on your academic journey at Universitas Padjadjaran. Remember the International Office is always here to support you. Wishing you success, unforgettable experiences, and a thriving time in Indonesia.



international@unpad.ac.id



Directorate of Academics
Office of International Affairs
Universitas Padjadjaran Rectorate Building Jatinangor Campus



@universitas padjadjaran
@unpad_io



www.info.admission.unpad.ac.id
www.international.unpad.ac.id

